

How to Renew Membership or Join CAT and Split the payment for the Conference

1. Navigate your web browser to the CAT membership and conference registration page.
http://www.calautoteachers.com/reg_join.html



2. Click on the middle button. "Renew Membership & Conference Reg."



3. If you are a new member click on "Join CAT & Attend the Conference".

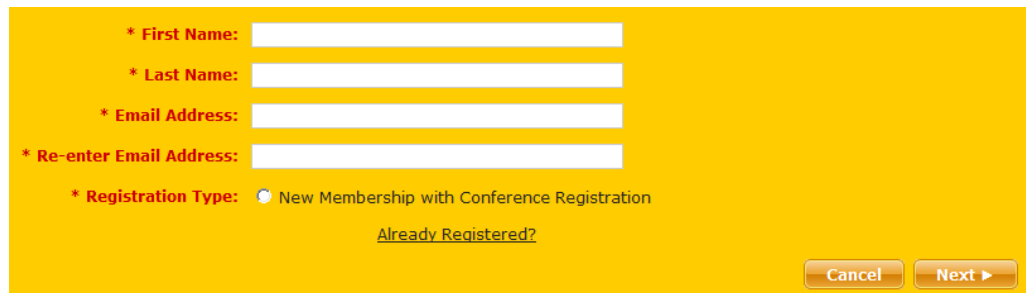


4. Members who are renewing should fill out the form. Make sure to use the email address that is associated with CAT. Place a dot in the circle and click "Next". If you are having trouble fill out the contact webmaster form on the website. <http://www.calautoteachers.com/contact.html>

The image shows a registration form with a yellow background. It has four text input fields for "First Name", "Last Name", "Email Address", and "Re-enter Email Address". Below these is a radio button labeled "Registration Type" with the option "Conference Registration & Membership Renewal" selected. There is a link "Already Registered?" and two buttons at the bottom: "Cancel" and "Next >".

How to Renew Membership or Join CAT and Split the payment for the Conference

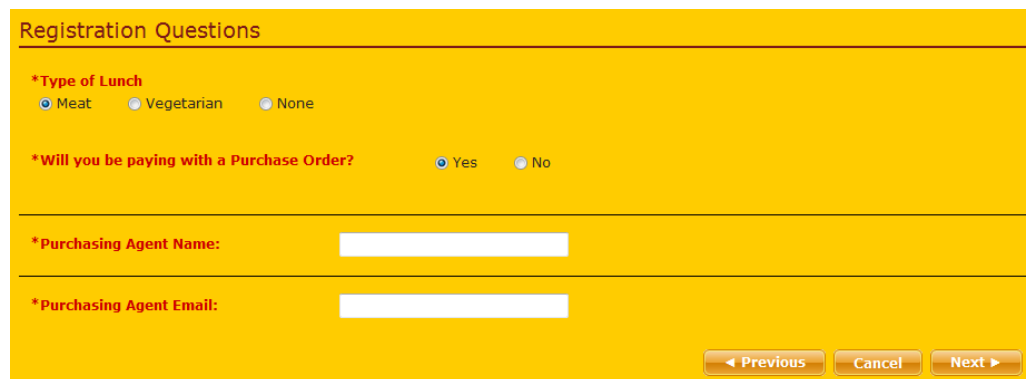
5. New members should fill out the form and use an email address that you would want CAT to associate with you. Everything in CAT is keyed off of your email address.



A screenshot of a registration form with a yellow background. It contains the following fields and options:

- * First Name: [text input]
- * Last Name: [text input]
- * Email Address: [text input]
- * Re-enter Email Address: [text input]
- * Registration Type: New Membership with Conference Registration
- [Already Registered?](#)
- Buttons: Cancel, Next ▶

6. Complete the necessary information. If you are renewing your membership check to make sure your information is correct. Change any information that is not correct. Click Next.
7. Choose your lunch type. If you will be paying any part of your payment with a P.O. select “Yes” and enter the name and email of your purchasing agent. Then click “Next”.



A screenshot of a form titled "Registration Questions" with a yellow background. It contains the following fields and options:

- *Type of Lunch: Meat Vegetarian None
- *Will you be paying with a Purchase Order?: Yes No
- *Purchasing Agent Name: [text input]
- *Purchasing Agent Email: [text input]
- Buttons: ◀ Previous, Cancel, Next ▶

8. You may be offered to sign up for a tour or optional session. Make your choice and click Next.
9. You may add one guest for an additional conference fee. Click Next to continue.
10. On the payment page you are given 4 options. Credit card, PayPal, Check or Purchase Order. If you are paying any part of the fee with a credit card choose this option.
11. Change Amt. Applied value to reflect the amount you wish to apply to the credit card. Such as your membership dues for \$50.00. Click Update, now fill in the rest of your credit card information and click Finish.


How to Renew Membership or Join CAT and Split the payment for the Conference

(The minimum payment amount is \$45.00)

Item Name	Fee	Qty	Amt Ordered	Amt Applied
Both Conference & Membership Registration	\$95.00	1	\$95.00	[50.00]

[UPDATE](#) Credit Card Payment: \$95.00

Credit Card Payment Information

Pay Online 
 Check
 Purchase Order

12. We request that the balance be paid for by credit card however if there are extenuating circumstances your school district may be able to get a onetime override to submit the final payment by check directly to the CAT treasure. You can petition to pay by check to Julius Varga at: Vargs2523@aol.com. PO's are no longer accepted.
13. When you are finished make a note of your confirmation number in case you wish to make changes or pay the balance with a second credit card. Additionally, look for a confirmation email that will be sent to your email address that you used to register with.
14. To modify your registration or make the second payment with a credit card or PayPal account follow these instructions.
15. Return to the CAT conference webpage and click on the Renew Membership & Conference Reg. button. http://www.calautoteachers.com/reg_join.html

Members	
Members Help	
Conference Registration Only	This registration path is for members who's membership is current and for retired honorary members.
Renew Membership & Conference Reg.	This registration path is for members who want to attend the current conference and who also need to pay their membership due.
Membership Renewal	This registration path is for members who are unable to attend the conference but wish to keep their membership active. Renewal is only available during conference registration.

How to Renew Membership or Join CAT and Split the payment for the Conference

16. Click on “Already Registered?”

A registration form with a yellow background. It contains the following fields and options:

- * First Name: [text input]
- * Last Name: [text input]
- * Email Address: [text input]
- * Re-enter Email Address: [text input]
- * Registration Type: Conference Registration & Membership Renewal
- [Already Registered?](#)
- Buttons: Cancel, Next >

17. Enter your information into the blank fields including your confirmation number then click “OK”.

A registration form with a yellow background titled "CAT Fall 2012 Conference". It contains the following fields and options:

- * First Name: [text input]
- * Last Name: [text input]
- * Email Address: [text input]
- * Confirmation Number: [text input]
- Text: To have the Confirmation Number sent to you, enter your email address and click the link below. [Confirmation Number](#)
- Button: OK

18. You can now view your current registration details.

A summary page with a yellow background showing registration details. It includes three sections:

- Current Registration Details**
- Your Selections**

Both Conference & Membership Registration	Conference (\$65.00) & Membership (\$50.00) Fee	\$95.00
---	---	---------
- Order Summaries**

Date	Type	Amt Ordered	Amt Paid	Amt Due
09/03/2012 5:08 PM PT	online order	\$95.00	\$95.00	\$0.00
Total:		\$95.00	\$95.00	\$0.00
- Payment Details**

Date	Type	Reference #	Amt Paid
09/03/2012			\$95.00

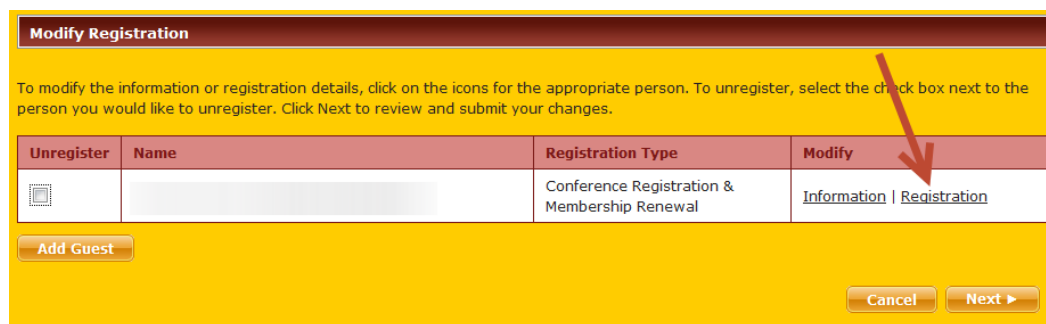
Buttons: Email This Page, Printer Friendly

19. The menu on the left will now allow you to modify registration or unregistered from the event. To modify registration such as add or remove a guest or to add or remove an optional item click on the modify button.

How to Renew Membership or Join CAT and Split the payment for the Conference



20. To Modify your registration click on the registration link to the right of your name.

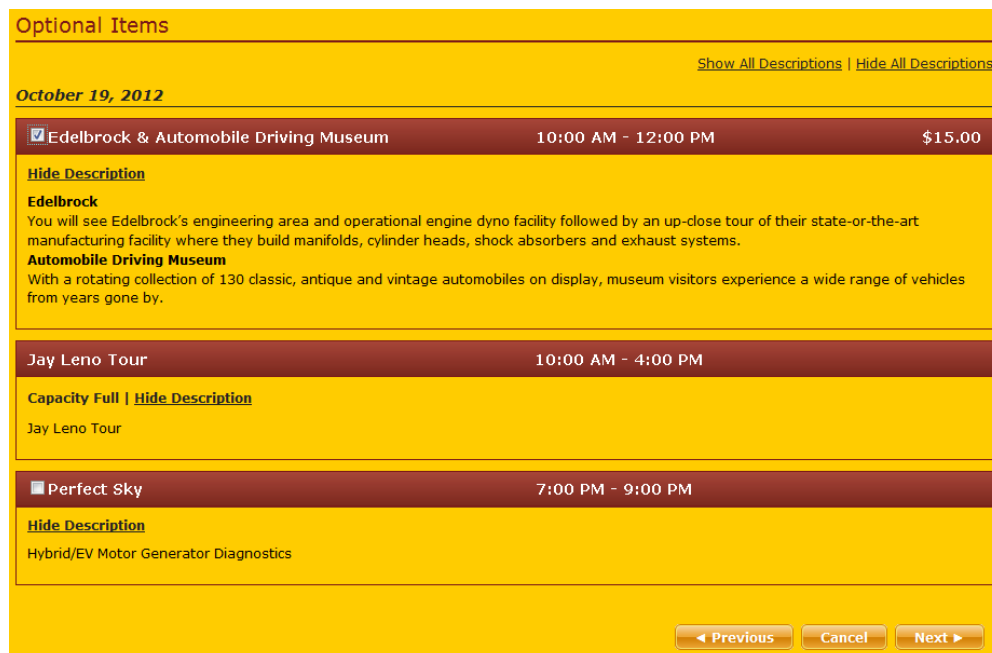


Modify Registration

To modify the information or registration details, click on the icons for the appropriate person. To unregister, select the check box next to the person you would like to unregister. Click Next to review and submit your changes.

Unregister	Name	Registration Type	Modify
<input type="checkbox"/>		Conference Registration & Membership Renewal	Information Registration

21. You now have the option to add or remove a tour or from the optional items. Click next when you're finished.



Optional Items

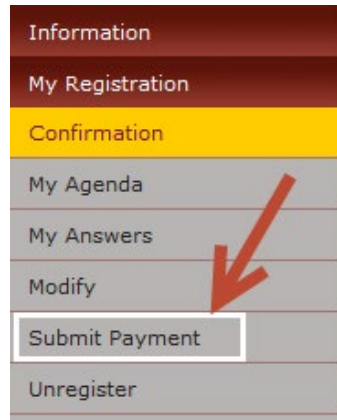
[Show All Descriptions](#) | [Hide All Descriptions](#)

October 19, 2012

<input checked="" type="checkbox"/>	Edelbrock & Automobile Driving Museum	10:00 AM - 12:00 PM	\$15.00
Hide Description Edelbrock You will see Edelbrock's engineering area and operational engine dyno facility followed by an up-close tour of their state-of-the-art manufacturing facility where they build manifolds, cylinder heads, shock absorbers and exhaust systems. Automobile Driving Museum With a rotating collection of 130 classic, antique and vintage automobiles on display, museum visitors experience a wide range of vehicles from years gone by.			
	Jay Leno Tour	10:00 AM - 4:00 PM	
Capacity Full Hide Description Jay Leno Tour			
<input type="checkbox"/>	Perfect Sky	7:00 PM - 9:00 PM	
Hide Description Hybrid/EV Motor Generator Diagnostics			

How to Renew Membership or Join CAT and Split the payment for the Conference

22. If you have a balance due the menu on the left will give you the option to “Submit Payment” if you wish to pay the remainder of your balance with a credit card or a PayPal account.
23. If you click on the submit payment option on the left the credit card payment window will open.



24. Complete the information to make your payment and click the “Submit Payment” button.

Credit Card Payment Information

VISA MasterCard DISCOVER

Payment Amount: 15.00 Country: USA

Name on Card: Address:

Type: Visa

Credit Card #: City:

Card Security Code: (What is this?) State/Province: California

Expiration Date: Month Year ZIP/Postal Code:

Distribute Payment to Order Items

Amount applied only needs to be entered for partial payments, if full payment is being made the amount will be auto distributed across the items listed below.

Fee Name	Fee	Qty	Amt Ordered	Amt Received	Amt Due	Amt Applied
Edelbrock & Automobile Driving Museum	\$15.00	1	\$15.00	\$0.00	\$15.00	
Total Amount:			\$15.00	\$0.00	\$15.00	

Cancel Submit Payment

25. If you don't see the changes, at the top of the window click the confirmation hyperlink.



26. The order summary section should now reflect the payment you just made.

How to Renew Membership or Join CAT and Split the payment for the Conference

Order Summaries					
Date	Type	Amt Ordered	Amt Paid	Amt Due	
09/03/2012 5:08 PM PT	online order	\$95.00	\$95.00	\$0.00	
09/24/2012 1:38 PM PT	offline order	\$15.00	\$15.00	\$0.00	
Total:		\$110.00	\$110.00	\$0.00	

Payment Details			
Date	Type	Reference #	Amt Paid
09/03/2012	Visa		\$95.00
09/24/2012	Visa		\$15.00

[Email This Page](#) [Printer Friendly](#)